

Booking Terms and Conditions for "STUERNE" at Kulturstedet Lindegaarden

A booking agreement is made by email between the hirer and Kulturstedet Lindegaarden. The hirer confirms the agreement by accepting the Booking Terms and Conditions by email. The premises can be booked by people over 25 years of age.

Terms of Payment:

- Payment of deposit according to invoice. In case of lack of payment, the agreement lapses.
- The full amount must be paid according to the invoice, and payment is a condition for access to the premises.
- Payment of deposit and rent can only take place after receipt of invoice.
- For evening events in "SALEN" and "STUERNE", the deposit amounts to DKK 2,500. If the booking conditions are not met (Read: **special conditions relating to music**), the deposit is lost.

Cancellation policies:

- Cancellation up to 90 days prior to the event: No cancellation fee
- Cancellation from 90 days and up to 3 weeks prior to the event: 50% of the total amount is refunded.
- Cancellation later than 3 weeks prior to the event: No refund, the total amount will be invoiced.

Access and keys:

- The hirer cannot expect to get access to the premises before or after the date and time booked.
- A key can be handed out in the office hours of Lindegaarden (one week prior to the event at the earliest). After the event, the key can be dropped in the mailbox (placed in the driveway to Lindegaarden). Make sure that doors and entrance port are locked.
- For lost keys a fee of kr. 250 will be charged.
- Access the day before will be possible against payment of 50% of the rent (if available). It is also possible to postpone the clean-up after the event until the following morning until 12 against payment of the hourly rate. However, this does not apply during the confirmation period, which extends from 2 weekends before to 2 weekends after Ascension Day. During this period, full rent must be paid.

The following is included:

- Party rooms, electricity consumption, tables, chairs, tableware, and a preparation kitchen. Towels, wipes, and toilet paper are available. Coffee is free.
- Final cleaning is included, but cleanup, as described in the Cleanup and Delivery section, is not included.

Responsibility:

- The hirer has full responsibility for the premises during the booked time. This includes checking that windows, doors, and entrance port are securely locked when Lindegaarden is left.
- The hirer is responsible for any regulatory approvals, insurance and other things related to the event. The cost of this is irrelevant to Lindegaarden.
- The hirer is fully responsible for the event, including keeping windows and doors closed when music is played. Out of consideration for the neighbor's, only subdued music is allowed, and only until 02 a.m. Violation of this will result in full or partial withdrawal of the deposit.

- **After 02 a.m., music is NOT allowed.** If music is played after 02 a.m., the event may be closed without further notice. It is not allowed to bring your own sound system.
- As far as possible, the gate must be kept closed after 11 p.m.

Not allowed:

- Smoking is not allowed in any parts of Lindegaarden. Smokers are referred to Peter Lunds Vej. Please don't leave cigarette butts.
- No fireworks, neither from Lindegaarden nor from the surrounding areas (Bondebyen).
- Open fire is not allowed. The use of gas grills only by prior agreement.
- Only subdued music allowed. **Music after 02 a.m. is not allowed.**
- After 11 p.m. stays in the driveway and garden areas in front of the property should be avoided.
- No parking inside Lindegaarden or in the driveway. Loading and unloading is permitted. Parking for disabled people inside Lindegaarden is allowed near SALEN.

Cleanup and return of the rooms:

- "STUERNE" must be cleared, and the floors swept.
- Tables should be placed as shown in the photo below. The tables must be wiped, and the chairs turned upside down and placed on the tables.
- If additional tables and chairs have been used, they must be put back in place.
- The kitchen must also be cleared, and the tables wiped. The dishwasher must be emptied, and the filter cleaned. A user guide can be found near the kitchen table and here below. If the dishwasher is found not cleaned and not emptied, a fee of 300 kr. will be deducted from the deposit.
- Tableware and thermos must be cleaned and put back in place.
- All waste must be removed. The waste containers are at the entrance to Lindegaarden. In case the containers are full, it is the hirer's responsibility to remove the waste. Glass container can be found at the entrance to Lindegaarden.
- Broken glasses and other tableware: DKK 30 per unit.
- Other damages are paid by the hirer at the cost of restoring/repairing the damage.
- **Failure to comply with the above will result in full or partial withdrawal of the deposit.**

Thank you for choosing Lindegaarden for your event.



Furniture must not be removed from the rooms.

Before leaving the rooms, please place tables and chairs as shown in the image.



If additional tables and chairs have been used, they are to be placed in the small room at the end of the room, where Jesper is pointing.

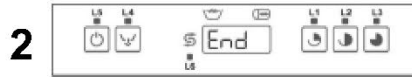


This side of the room, we ask you to keep clear so that the railing is free.

OPVASKEMASKINE SMEG UD505D



Tænd for maskinen, hold den første knap nede i 3s. Efter et øjeblik vises: "FILL".



Efter 16-20 min. er maskinen klar til brug og "End" vises i displayet.



Skrab omhyggeligt madrester fra tallerkener og fade etc.



Skyl opvasken grundigt i varmt vand og anbring i en bakke.



Sæt bakken i maskinen og luk døren.



Kort: Glas og kopper. 1,5 minutter.

6



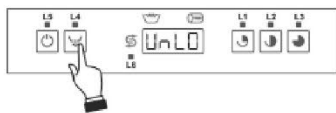
Mellem: Let beskidte glas, kopper og tallerkener. 2,5 min.



Lang: Meget beskidt bestik og tallerkener. 4min.

Vælg program. Hold knappen nede i 2s for at starte. Fjern bakken, når "End" vises. Lad opvasken tørre 2-4 m. Gentag punkt 3 til 6 for hver vask.

7



Når al opvask er vasket og dagen er slut skal maskinen tømmes og renses. Tryk 5s på den viste knap.

8



Når displayet viser "OFF" tag sølearmen af og rens den.

9



Løft grovfilterne og rens dem.

10



Løft herefter de to filtre ved at dreje mod uret.

11



Rens herefter de to filtre grundigt.

12

Når maskinen er samlet igen er det hele klar.

Vi ønsker dig en dejlig dag på Lindegaarden.

Audio- og Videoanlæg i STUERNE.

Anlægget i stuerne består af :

Forstærker med input fra 3,5 mm stereojack og fra 2 mikrofonmodtagere. En der modtager fra **nakkebøjle mikrofon** og en der modtager fra **håndholdt mikrofon** – begge kan betjenes samtidigt. Output til **højtalere**.

Projektor, der betjenes med fjernbetjening. Input til projektor enten HDMI eller VGA

Lærred, der betjenes med fjernbetjening

Lærredet hænger i bunden af stuen og betjenes med fjernbetjening.

Fjernbetjening hænger i holder ved siden af køkkendøren.

Lærredet kan også betjenes fra modtager boksen ved siden af lærredet.



Projektor er monteret i loftet og er indstillet til at fylde lærredet. Der er ikke mulighed for lyd via projektor.

Lyd må afspilles over forstærkeren.

Fjernbetjeningen er placeret ved køkkendøren.

Fjernbetjeningen anvender 2 stk. AAA batterier




Muligheder for input:

Der er 2 muligheder for at tilslutte sig anlægget.

Ved reolen er der mulighed for audio (3,5 mm jack) fra lydkilde og VGA fra PC/Mac

Ved køkkendøren er der mulighed for Audio (3,5 mm jack), VGA og HDMI (fra PC/Mac)



Forstærkeren er placeret i skabet.

Der er 8 indgange, men der benyttes kun 3.

Kanal 1 styrer lyd fra 3,5 mm jack.

Kanal 2 styrer lyd fra håndholdt mikrofon.

Kanal 3 styrer lyd fra nakkebøjle mikrofon.

On/Off knappen er yderst til højre, og lyser blåt ved "ON"

Master volume bør være lav ved tilslutning.

De 2 modtagere fra mikrofonerne er placeret øverst.



De 2 mikrofoner er placeret i kurven i skabet.

I kurven er yderligere VGA og HDMI kabler.

Mikrofonerne anvender 2 AA batterier.

Der er en lader med nye batterier i Depot 2 ved SALEN.

